

QTP-OPTIMAL 2X54...58

QUICKTRONIC PROFESSIONAL OPTIMAL | ECG for FL and CFL, not dimmable



Product family features

- Supply voltage: 220...240 V
- Line voltage: 198...264 V
- Line frequency: 0 Hz | 50 Hz | 60 Hz
- Lamp start with optimum filament preheating
- Lifetime: up to 100,000 h (temperature at $T_c = 65$ °C, max. 10 % failure rate)
- Energy Efficiency Index EEI: A2 BAT
- Automatic shutdown of defective lamps and at end of life (EoL T.2)
- Safety: to EN 61347-2-3
- Lamp operation: to EN 60929

Product family benefits

- Long lamp life
- No adverse effect from frequent on/off switching
- Automatic restart after lamp replacement
- Perfect lamp start for applications with motion sensors
- VDE/VDE EMC certified system
- Very high energy efficiency due to cut-off technology

Areas of application

- Emergency lighting systems acc. to EN 50172 / DIN VDE 0108-100
- Industry
- Open-plan offices, corridors and storage rooms
- Public buildings
- Sports halls and factories
- Strip lighting
- Suitable for emergency lighting (DC operation)
- Modernization of existing systems
- Suitable for luminaires of protection classes I and II

Product datasheet

Technical data

Electrical data

| | |
|--|--------------------|
| Input voltage AC | 198...264 V |
| Nominal voltage | 220...240 V |
| Mains frequency | 50...60 Hz |
| Input voltage DC | 176...276 V |
| Maximum output power | 2 x 58 W |
| Efficiency in full-load | 95 % ¹⁾ |
| Operating frequency | 40...50 kHz |
| Max. ECG no. on circuit breaker 10 A (B) | 8 ²⁾ |
| Max. ECG no. on circuit breaker 16 A (B) | 13 ²⁾ |
| Inrush current | 57 A |

¹⁾ at 230 V, 50 Hz


²⁾ Type B

Light technical data

| | |
|---------------|---------------------|
| Starting time | 1.5 s ¹⁾ |
|---------------|---------------------|

¹⁾ If there is a temporary interruption in the power supply (< 0.5 s), the lamp will start within 0.3 s

Dimensions & weight



| | |
|-------------------------------|----------|
| Length | 360.0 mm |
| Width | 30.0 mm |
| Height | 21.0 mm |
| Mounting hole spacing, length | 350.0 mm |
| Product weight | 239.90 g |

Temperatures & operating conditions

| | |
|---------------------------|--------------|
| Ambient temperature range | -20...+50 °C |
|---------------------------|--------------|

Product datasheet

| | |
|--|------------------------|
| Permitted rel. humidity during operation | 5...85 % ¹⁾ |
|--|------------------------|

¹⁾ Maximum 56 days/year at 85 %

Lifespan

| | |
|--------------|------------------------|
| ECG lifetime | 100000 h ¹⁾ |
|--------------|------------------------|

¹⁾ At $T_{case} = 65^{\circ}C$ at T_c point / 10% failure rate

Expected Lifetime

| Product name | Lamp group | | | | |
|--------------------------|--------------|------------------------------|--------|--------|-------|
| QTP-OPTIMAL 2X54...58 | DULUX L 55 W | ECG ambient temperature [ta] | 40 | 50 | 60 |
| | | Temperature at tc-point [°C] | 55 | 65 | 75 |
| | | Lifetime [h] | 100000 | 100000 | 60000 |
| | HO 54 W | ECG ambient temperature [ta] | 40 | 50 | 60 |
| | | Temperature at tc-point [°C] | 60 | 65 | 75 |
| | | Lifetime [h] | 100000 | 90000 | 50000 |
| | L 58 W | ECG ambient temperature [ta] | 40 | 50 | 60 |
| | | Temperature at tc-point [°C] | 55 | 65 | 75 |
| | | Lifetime [h] | 100000 | 100000 | 60000 |

Additional product data

| | |
|-----------------------------------|-----------|
| Suitable for lamp power (2 lamps) | 54...58 W |
|-----------------------------------|-----------|

Capabilities

| | |
|--|---------------|
| Suitable for emergency lighting | Yes |
| Suitable for fixtures with prot. class | I / II |
| End of lamp life safety shutdown | EOL T.2 |
| Max. cable length to lamp/LED module | 2.0 m / 1.0 m |
| Dimmable | No |
| Intended for no-load operation | No |

Certificates & standards

| | |
|---------------------------|--|
| Approval marks – approval | EL / VDE / ENEC 10 / VDE-EMC |
| EEL – Energy Label | A2 BAT |
| Standards | Acc. to IEC 61347-2-3 / App. J/Acc. to EN 55015:2006 + A1:2007 + A2:2009/Acc. to EN 61000-3-2/Acc. to EN 61547 |
| Protection class | I |
| Type of protection | IP20 |

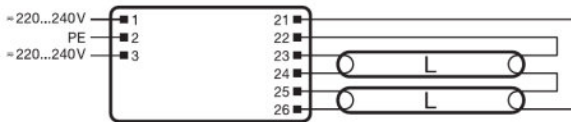
Logistical data

| | |
|----------------|-------------|
| Commodity code | 85041080900 |
|----------------|-------------|

Environmental information

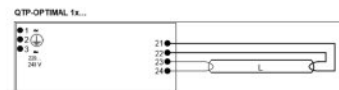
| Information according Art. 33 of EU Regulation (EC) 1907/2006 (REACH) | |
|---|--|
| Date of Declaration | 19-05-2023 |
| Primary Article Identifier | 4008321880253 |
| Candidate List Substance 1 | Lead |
| CAS No. of substance 1 | 7439-92-1 |
| Safe Use Instruction | The identification of the Candidate List substance is sufficient to allow safe use of the article. |
| Declaration No. in SCIP database | 53cefce3-b0c5-425e-9061-e9aa20b864e0 |

Wiring Diagram

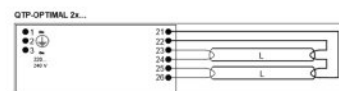


QUICKTRONIC® PROFESSIONAL OPTIMAL

| | QTP-OPTIMAL 1x19-40 | QTP-OPTIMAL 2x24-40 | QTP-OPTIMAL 2x18-40 | QTP-OPTIMAL 2x16-40 |
|---------|------------------------|------------------------|------------------------|------------------------|
| Max. DC | 12 V | 12 V | 12 V | 8 V |
| Max. AC | 8 A (max. 10 A) | 8 A (max. 10 A) | 8 A (max. 10 A) | 8 A (max. 10 A) |
| Max. DC | 20 A | 18 A | 18 A | 15 A |
| Max. AC | 8 A (max. 10 A) | 8 A (max. 10 A) | 8 A (max. 10 A) | 8 A (max. 10 A) |
| Max. DC | 40 A | 40 A | 40 A | 40 A |
| Max. AC | 200 A | 200 A | 200 A | 190 A |



Max. permitted cable length between ECG and lamp: 2.0 m (PN 21, 22); 1.0 m (PN 23, 24)



Max. permitted cable length between ECG and lamp: 2.8 m (PN 21, 22, 25, 26); 1.8 m (PN 23, 24)

- Ⓢ Max. Leitungslänge zwischen ECG und Lampe; Leitungslänge max. Hauptlampe
- Ⓢ Максимальная длина кабеля между ЭЦГ и лампой
- Ⓢ Кабельные линии разных лампочек должны прокладываться отдельно



319639_QTP5 2x...










590771_EAC QTP-OPTIMAL

Additional product information

- In order to achieve good radio interference suppression: 1. Keep the cable between ECG and lamp as short as possible. 2. The single lamp wires must be routed as close as possible to each other, whereas the lines of the different lamp ends must be routed separately.

Product datasheet

Download Data

| File | |
|--|--|
|  | User instruction QUICKTRONIC QTP OPTIMAL |
|  | Addon Technical Information 502689_Frequent switching Quicktronic |
|  | Product Datasheet 502688_ECG lifetime - QUICKTRONIC non DIM |
|  | Certificates 592319_EAC certificate for Quicktronics QT |
|  | Certificates 349650_QTP-OPTIMAL VDE Certificate |
|  | Certificates 346505_ENEC QTP-Optimal |
|  | Certificates 346506 EMC QTP-Optimal |
|  | Certificates 346512_CE QTP-Optimal |
|  | Declarations of conformity QUICKTRONIC CE 3364256 060923 |

Ecodesign regulation information:

Separate control gear and light sources must be disposed of at certified disposal companies in accordance with Directive 2012/19/EU (WEEE) in the EU and with Waste Electrical and Electronic Equipment (WEEE) Regulations 2013 in the UK. For this purpose, collection points for recycling centres and take-back systems (CRSO) are available from retailers or private disposal companies, which accept separate control gear and light sources free of charge. In this way, raw materials are conserved and materials are recycled.

Logistical Data

| Product code | Product description | Packaging unit (Pieces/Unit) | Dimensions (length x width x height) | Volume | Gross weight |
|---------------|-----------------------|------------------------------|--------------------------------------|----------------------|--------------|
| 4008321880253 | QTP-OPTIMAL 2X54...58 | Shipping carton box 20 | 385 mm x 160 mm x 100 mm | 6.16 dm ³ | 5069.00 g |

The mentioned product code describes the smallest quantity unit which can be ordered. One shipping unit can contain one or more single products. When placing an order, for the quantity please enter single or multiples of a shipping unit.

Product datasheet

Disclaimer

Subject to change without notice. Errors and omission excepted. Always make sure to use the most recent release.

QTP-OPTIMAL 2X54...58

QUICKTRONIC PROFESSIONAL OPTIMAL | ECG for FL and CFL, not dimmable

| Product name | Lamp group | Nominal current | Nominal wattage + Power loss | Power factor λ [PIM] | Luminous flux at 35 °C | Number of lighting outlets |
|-----------------------|--------------|-----------------|------------------------------|------------------------------|------------------------|----------------------------|
| QTP-OPTIMAL 2X54...58 | DULUX L 55 W | 0.48 A | 110.00 W | 0.99 | 4800 lm | 2 |
| | HO 50 W ES | 0.46 A | 107.00 W | 0.99 | 4450 lm | 2 |
| | HO 54 W | 0.52 A | 120.00 W | 0.99 | 4450 lm | 2 |
| | L 58 W | 0.49 A | 112.00 W | 0.99 | 5000 lm | 2 |
| | NS 55W G13 | | | | | |